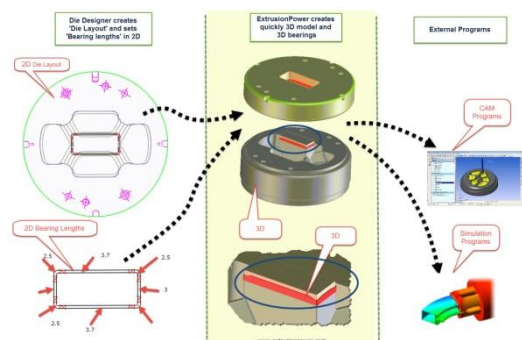


ExtrusionPower

is an easy-to-use 3D CAD application for the design of aluminium extrusion dies. Featuring an innovative design technology, ExtrusionPower quickly creates the complete die-set in the shortest time. After the 3D Model of the extrusion die is created, all 2D engineering drawings of the complete die-set can be retrieved automatically.

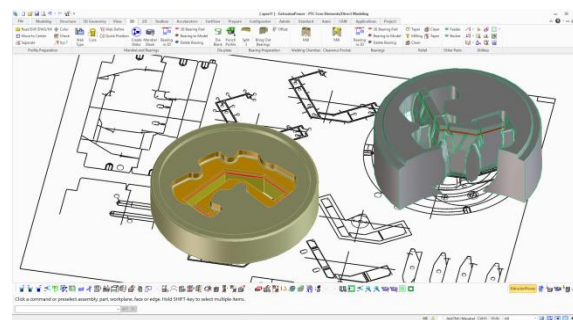


High accuracy of the product's analytic and free form geometry assures manufacturability and simulation of the extrusion dies, guaranteeing the best and quick result. ExtrusionPower includes several strong functionalities to offer a complete enterprise solution for the design and manufacturing of aluminium extrusion dies



Extrumat

this advanced functionality helps to create 3D dies full automatically from 2D die drawings. The 3D die is built with all special features including legs, ports, port tapers, welding chambers, pre-chambers, reliefs, fasteners with holes and many others.



Bearing Wizard


The bearing lengths on the mandrel and the die-plate are the important factors affecting the flow of aluminium in the die-set. In classical CAD systems it takes a long time to model them. In ExtrusionPower bearing length information are taken from the 2D drawing and applied to the 3D model automatically.

Design of Electrodes

In many cases if the profile wall thickness is too small or the necessary milling tool length is too long, electrodes are the only way to get the job done. ExtrusionPower supports the quick and precise creation of electrodes.

Customer Die Configurator

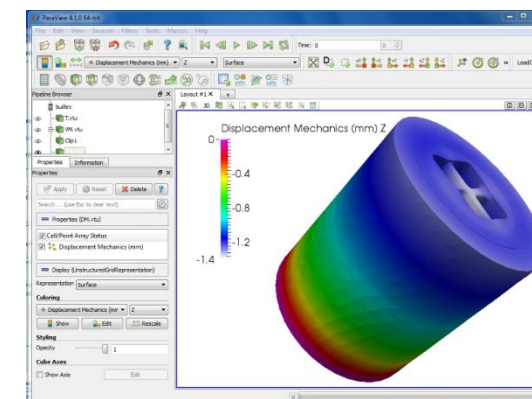
Designed specially for extrusion die makers, this functionality allows quick usage of customer technical die data, e.g die package sizes, outside profiles, parameters of pin and bolt connections and even customer specific drawing dimensioning templates.



Once the die designer selects a customer, all customer related die specific data is automatically loaded into ExtrusionPower.

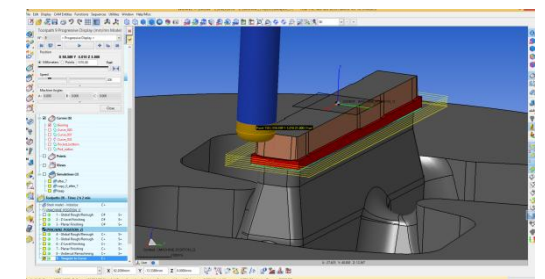
ExtrusionFlow

Is a 3D simulation solution to compute stress and deformation, temperature and fluid flow for minimizing the design time, reducing the costs and the production time.



ExtrusionCAM

is a CAM solution for the 2 to 5 Axis automatic machining of extrusion dies. In combination with ExtrusionPower it is possible to machine the die quickly and precise. Users can start producing extrusion dies right away, operating at expert level, cutting dies after one or two days' of training.




ExtrusionManager

is a PDM (Product Data Management) solution that organizes the die designs and associated files in a secured database, allows them to find, load, store with simple control of versions and access rights.



www.extrusionpower.com



ExtrusionPower

sets the standards for CAD/CAM and
Simulation in Aluminium Extrusion



MIP Nordic (Headquarters)	MIP Turkey	MIP Hungary	MIP Belarus
Rotermanni 5-58 10111 Tallinn / ESTONIA Tel: +372 627 672 0	Simitas Bloklari 5/21 Merter 34173 Istanbul / TURKEY Tel: +90 532 422 28 52	Vörösmarty u. 53/2 1064 Budapest / HUNGARY Tel: +36 70 504 92 03	Bretskaya str. 34-29 220099 Minsk/BELARUS Tel: +375 17 279 72 92

www.extrusionpower.com